


Register for Morgan Stanley Online

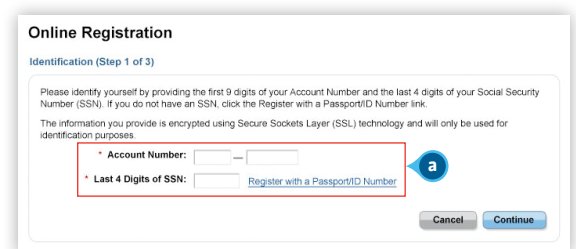
Morgan Stanley Online delivers secure, convenient online access to your Morgan Stanley accounts. Registration is quick and easy and takes just a few steps.

GET STARTED

- Obtain your account numbers from your most recent statement. If your account numbers are not available, please contact your Financial Advisor.
- Go to www.morganstanley.com/online
- Click “First Time Here? Create User Name”

IDENTIFICATION

1.  Enter the first 9 digits of your primary account number and the last 4 digits of your Social Security Number
 - International clients can select “Register with a Passport/ID Number” to enter the last 4 digits of the passport/ID number on file



Online Registration


Identification (Step 1 of 3)

Please identify yourself by providing the first 9 digits of your Account Number and the last 4 digits of your Social Security Number (SSN). If you do not have an SSN, click the Register with a Passport/ID Number link.

The information you provide is encrypted using Secure Sockets Layer (SSL) technology and will only be used for identification purposes.

* Account Number: -

* Last 4 Digits of SSN: [Register with a Passport/ID Number](#)



IDENTITY VERIFICATION

2. In order to verify your identity and protect your online security, you will be prompted to answer security questions or enter a registration code. If prompted with security questions, you must answer the multiple choice questions correctly in order to proceed with registration.

Please Note: These Security Questions will expire within 5 minutes.

If prompted with a registration code:

- Choose your preferred method of registration code delivery: Text, or Call
- Click “Get Registration Code” button
- Once you have received your registration code, follow the onscreen directions

Please Note: The registration code will expire if not used within 15 minutes of the request, after which you will need to request a new code.

ONLINE ACCOUNT PROFILE

3. Enter profile information to complete your online registration:
 - Choose a User Name and Password
 - Enter and confirm your preferred email address (For clients with an existing email on file, you may also change your preferred email address on this page)
 - Indicate whether or not you are a professional subscriber
 - Review and attest to the Terms and Conditions
 - Click “Register”

CONFIRMATION

4. After registration, you will be able to:
 - View and manage your account any time
 - Take advantage of the latest research and news, online trading, online Bill Pay and Transfers (as applicable)
 - Enroll in eDelivery to be notified when your statements, tax forms, trade confirmations and other important account documents are available online
 - Give family members and trusted professionals access to view your accounts

ADDITIONAL HELP & SUPPORT

If you need assistance, please contact the Client Service Center at 1 (888) 454-3965 (24 hours a day, 7 days a week). If you are outside the United States, you can call collect at 1 (801) 617-9150.